




Regional Energy Demand Analysis Portal

Energy Demand. Understood.

www.redap.eu



This project has received funding in the framework of the joint programming initiative ERA-Net Smart Energy Systems' focus initiative Integrated, Regional Energy Systems, with support from the European Union's Horizon 2020 research and innovation programme under grant agreement No 775970.

Partners:



Funders:

GOVTECH: TO HELP DRIVE DECARBONISATION

Digitalisation of regional energy demand

- Socio-economic characteristics & patterns
- Focus: energy efficiency, performance
- Inform policy & strategy:
 - Dublin Energy Masterplan.
 - Baseline updates (SEDA)
 - Sustainable Energy Action Plan



INTEGRATION WITH **NEED-OWNERS**

Frontline Energy Planning Experts

- Energy Agency of the Regions (Austria)
- City of Gothenburg Council
- Codema, Dublin's Energy Agency
 - Ireland net energy importer 85%: est. €5.7 billion per annum
 - Austrian region: 75% of the energy supply is imported.
 - Cities consume two-thirds of the world's energy

To influence
2 million lives +
in urban & rural regions

POTENTIAL **HIGH LEVEL** SERVICES

Macro-level insights (evidence-based)

- European Strategic Energy Technology Plan
- Integrated Single Energy Market (I-SEM)
- Energy security, regional development
- Projects of Common Interest (interconnectors)



INVEST



PLAN



UPGRADE

Extra Layer of decision-making certainty



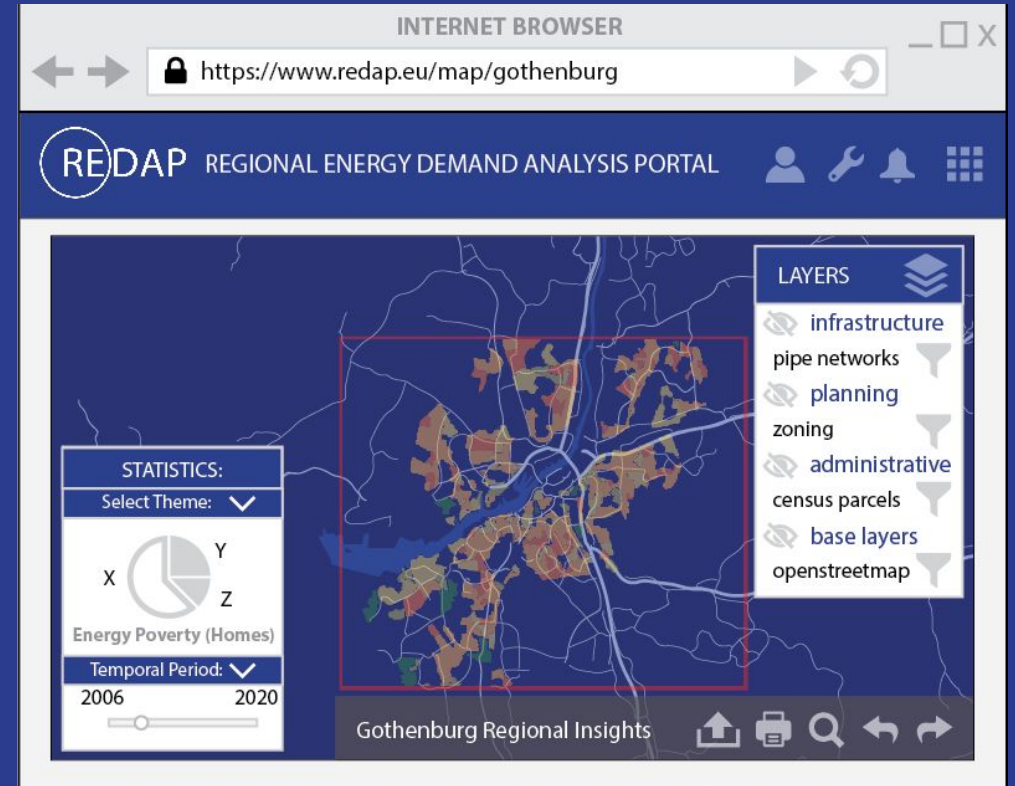
National Energy and Climate Plans



Monitoring
& Reporting

REDAP INTERFACE

- Visualise geographic (GIS) /POI data
- Big Data - statistical analysis
- Overlay additional planning datasets



REDAP 2021

HTTP: GET

Planning, Policy, Investment Phases



Concept

Plan

Develop

Operate

Decommission

REDAP 2030:

HTTP: POST, PUT, DELETE

CROSS-SECTOR INSIGHTS



Cleanse, visualise, integrate, analyse data

MOBILITY

- Travel surveys
- Energy demand per region per transport mode

BUILDINGS

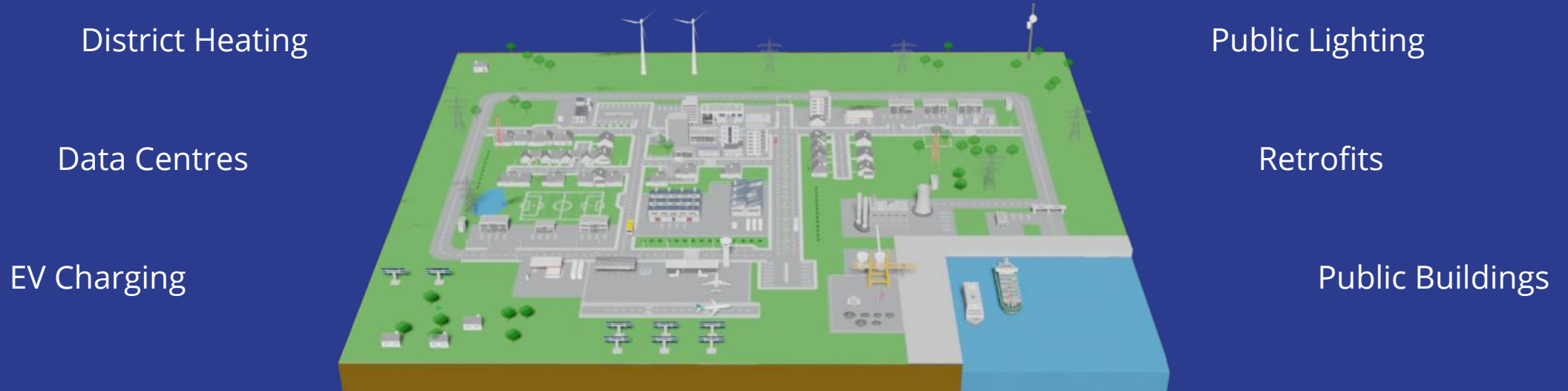
- Building Energy Rating (EPBC)
- Energy poverty, fuel usage, expenditure

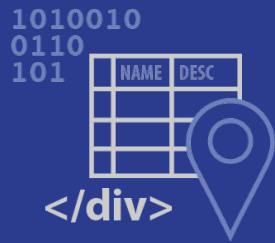


ENERGY & LOCATION DATA > **DECARBONISATION**

Energy Demand Landscape - spaces & connections

Monitor & report, justify actions





COLLATE



INTEGRATE



DEVELOP



TEST



DELIVER

Standards compliant and interoperable stack (enabling potential integrations):



Thank you. Questions, collaborations etc?

niallconway@spatialoutlook.com

+353 877670612

www.redap.eu



Energy Demand. Understood.